



DOWNUNDER ROLLER ORDER FORM

Order Date: _____ Dealer/Agent Name: _____ Ordered By: _____

Order Number: _____ Contact Name & Number: _____

Delivery Address & Phone Number: (If different to company) _____

State: _____ Postcode: _____

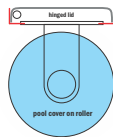
Customer Surname: (Required) _____ Required by: _____

ORDER DETAILS:

1. Select Downunder Type:

[A] IN-DECK/PIT


Used only when suspended under raised decking or in concrete pit.



[B] IN-DECK/PIT MOTORISED

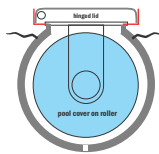
Comes with Remote Control. Includes 3m cable. Optional Cable Length (circle choice): 5m / 10m

For IN-DECK options [A] and [B] select the screw position.



[C] IN-GROUND

Comes in a PVC enclosure and is used in most applications.



5. Select Lid Colour:

Standard Aluminium

Coloured lids add \$1235 to the base cost and result in longer lead times.

Travertine

Sandstone

Light Timber

Dark Timber

2. Select Roller Sizes:

STANDARD STOCKED LENGTHS:

3.4m - (Max pool width 3.1m - Ideal 3m wide)

3.9m - (Max pool width 3.6m - Ideal 3.5m wide)

4.4m - (Max pool width 4.1m - Ideal 4m wide)

4.9m - (Max pool width 4.6m - Ideal 4.5m wide)

CUSTOM LENGTH:

Custom rollers 3-4 week turn around.

Pool width + 300mm* = m

*Minimum (Ideal 400mm) (Max Pool Width is 5.5m)

6. Select Thermal Cover:

2mm Maximum Length is 12m 2mm - Mid Blue

4mm Maximum Length is 10m 4mm - Dark Blue

4mm - Sky Blue

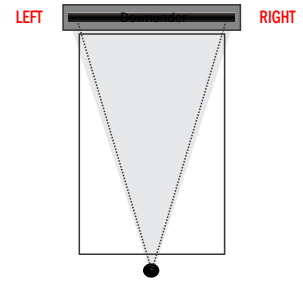
4mm - Grey

TOTAL SQUARE METRES: m²

Installed: Supply Only:

DATE - Final Measure Required: / /

3. Circle Winder/Motor Side:



Looking from this end of the pool, choose which side the winder/motor should be on. Then circle LEFT or RIGHT.

4. Select Installation Type:

Concrete Tags Timber Tags

7. Select Cover Accessories:

Attachment Straps 1.5m

Attachment Straps 2.5m

m Haul Cord 6mm with Hook

m Protective Edge (per metre)

m Wind Edge (per metre)

m Sewn Hinge (per metre)

Eyelet Hinge @ 500mm

POOL DIAGRAM: Include measurements.