



# DOWNUNDER ROLLER ORDER FORM

Order Date: \_\_\_\_\_ Dealer/Agent Name: \_\_\_\_\_ Ordered By: \_\_\_\_\_

Order Number: \_\_\_\_\_ Contact Name & Number: \_\_\_\_\_

Delivery Address & Phone Number: (If different to company) \_\_\_\_\_

State: \_\_\_\_\_ Postcode: \_\_\_\_\_

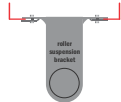
Customer Surname: (Required) \_\_\_\_\_ Required by: \_\_\_\_\_

## ORDER DETAILS:

### 1. Select Downunder Type:

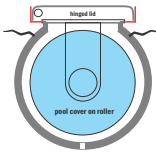
[A] IN-DECK/PIT

Used only when suspended under raised decking.



[B] IN-GROUND

Comes in a PVC enclosure and is used in most applications.



[C] IN-DECK/PIT MOTORISED

Comes with Remote Control. Includes 3m cable.

Optional Cable Length (circle choice): 5m / 10m

### 2. Select Roller Sizes:

#### STANDARD STOCKED LENGTHS:

- 3.4m - (Max pool width 3.1m - Ideal 3m wide)
- 3.9m - (Max pool width 3.6m - Ideal 3.5m wide)
- 4.4m - (Max pool width 4.1m - Ideal 4m wide)
- 4.9m - (Max pool width 4.6m - Ideal 4.5m wide)

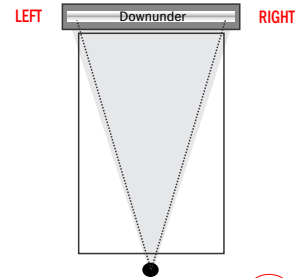
#### CUSTOM LENGTH:

Custom rollers 3-4 week turn around.

Pool width + 300mm\* =  m

\*Minimum (Ideal 400mm) (Max Pool Width is 5.5m)

### 3. Circle Winder/Motor Side:



Looking from this end of the pool, choose which side the winder/motor should be on. Then circle LEFT or RIGHT.

### 4. Select Installation Type:

Concrete Tags  Timber Tags

### 5. Select Lid Colour:

Standard Aluminium

Coloured lids add \$1235 to the base cost and result in longer lead times.

Travertine

Sandstone

Light Timber

Dark Timber

### 6. Select Thermal Cover:

2mm Maximum Length is 12m  2mm - Mid Blue

4mm Maximum Length is 10m  4mm - Dark Blue

4mm - Sky Blue

4mm - Grey

TOTAL SQUARE METRES:  m<sup>2</sup>

Installed:  Supply Only:

DATE - Final Measure Required:  /  /

### 7. Select Cover Accessories:

Attachment Straps 1.5m

Attachment Straps 2.5m

m Haul Cord 6mm with Hook

m Protective Edge (per metre)

m Wind Edge (per metre)

m Sewn Hinge (per metre)

Eyelet Hinge @ 500mm

**POOL DIAGRAM:** Include measurements.